



Pershing K8

Media Center Collection Development Plan
2023-24

Sanjay Brown (Oct 13, 2023 11:58 EDT)

Sanjay Brown
Principal

Melissa Horning
Certified Educational Media Specialist

Table of Contents

Table of Contents	2
Executive Summary	3
District Strategic Plan 2025	3
School Collection Development Plan	3
School Assessment Analysis	4
Collection Analysis	6
Collection Analysis by Category	7
Notes	7
Representation Analysis	8
Results	8
Strategic Focus	9
Budget and Purchasing Plan	10
Annual Budget 2023-2024	10
Purchasing Plan 2023-2024	10
Year-to-Year Collection Change	11

Executive Summary

District Strategic Plan 2025

Orange County Public Schools is the eighth-largest school district in the United States and the fourth largest in Florida. The district serves more than 206,000 students at 202 schools and is one of the largest employers in Central Florida with more than 25,000 team members.

Vision: To ensure every student has a promising and successful future.

Mission: With the support of families and the community, we create enriching and diverse pathways to lead our students to success.

School Collection Development Plan

Pershing K8 serves 1,082 students enrolled in grades Kindergarten through eighth. The student population's ethnicity is made of 33% Hispanic and 67% Non-Hispanic students. Additionally, we serve a diverse population made up of 80% White, 10% Black, 0% Native, 2% Asian, 1% Pacific, and 6% Multicultural students.

The administration includes Principal Sanjay Brown and Assistant Principals Jorie Jeannides and Luz Hale. Pershing K8 is proud to offer the many special programs which provide students with opportunities. These include Sunshine State Young Reader Awards, Chess Club, Podcast Club, Yearbook Club, Battle of the Books, Spanish Club, National Honor Society, ESE Unit, Orchestra, Band, Art Club, Creative Club, Cheer Club, Science Olympiad, Stock Market Club, Safety Patrols, Drama, and Project Lead the Way.

A thorough analysis of the current media center collection at Pershing K8 indicates that the average age of the collection is 2014 and the number of books per student is 14. The [American Association for School Libraries](#) has established a criteria for highly effective media centers that includes a ratio of 15-20 books available per student in the collection.

At this time, Pershing K8 does not meet the recommended standards for the number of books per student.

The analysis of the collection also revealed the following areas of strengths and concerns:

- Students in this school improved in some areas and decreased in some areas on the state achievement tests.
- In addition to the physical media center collection, the district provides almost 5,000 eBooks, audiobooks, and digital magazines.
- The nonfiction section has a few areas that need updating: Science, technology, language, and literature.
- The number of Hispanic and Black titles does not meet the percentage of student populations and more titles need to be added.

- Weeding will focus on the OCPS Catalog Project expectations as well as aged titles in fiction/nonfiction.
- Purchase of new books will focus on high demand topics, titles, and series, titles about Hispanic and Black characters and/or by diverse authors, new Technical and science titles, and books in students' native languages.

School Assessment Analysis

The school assessment analysis provides an overview of the school's assessment data for the previous two school years.

Proficiency Data							
Assessment	2021-22	Assessment	2022-23	Assessment	2021-22	Assessment	2022-23
		Star Early Literacy Proficiency	64%				
		Star Reading Proficiency	72%			Star Math Proficiency	66%
FSA ELA Grade 3	62%	FAST ELA Proficiency Grade 3	53%	FSA Math Grade 3	76%	FAST Math Proficiency Grade 3	63%
FSA ELA Grade 4	51%	FAST ELA Proficiency Grade 4	64%	FSA Math Grade 4	63%	FAST Math Proficiency Grade 4	57%
FSA ELA Grade 5	63%	FAST ELA Proficiency Grade 5	58%	FSA Math Grade 5	54%	FAST Math Proficiency Grade 5	55%
FSA ELA Grade 6	45%	FAST ELA Proficiency Grade 6	45%	FSA Math Grade 6	31%	FAST Math Proficiency Grade 6	52%
FSA ELA Grade 7	48%	FAST ELA Proficiency Grade 7	49%	FSA Math Grade 7	27%	FAST Math Proficiency Grade 7	29%
FSA ELA Grade 8	43%	FAST ELA Proficiency Grade 8	41%	FSA Math Grade 8	27%	FAST Math Proficiency Grade 8	49%

Civics EOC	70%	Civics EOC	57%	FSA Algebra 1 EOC	80%	BEST Algebra 1 EOC	91%
NGSSS Sci 5 EOC	58%	NGSSS Sci 5 EOC	62%	FSA Geometry EOC	--%	BEST Geometry EOC	91%
NGSSS Sci 8 EOC	46%	NGSSS Sci 8 EOC	49%				

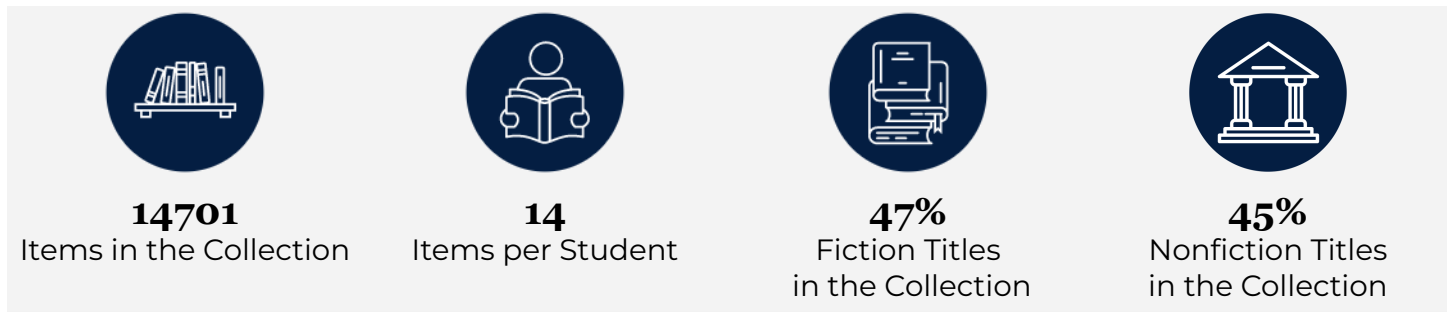
Comparison between 2021-22 and 2022-23 Testing Data

(adapted from <https://www.fldoe.org/accountability/assessments/k-12-student-assessment/results/2023.stml>)

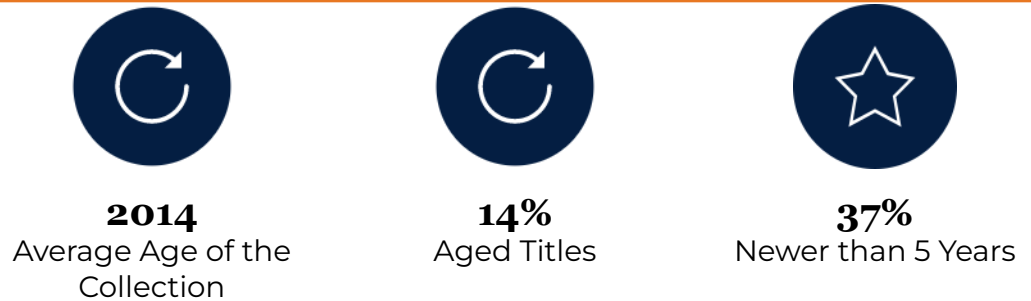
In 2023, the state transitioned from Florida Standards Assessments (FSA) to Florida Assessment of Student Thinking (FAST) for English Language Arts (ELA) and Mathematics. The 2022-23 for FAST and Benchmarks for Excellent Student Thinking (B.E.S.T.) End-of-Course (EOC) assessments are based on **provisional** achievement level cuts that are linked to each assessment's respective 2021-22 reporting scale. Comparisons should not be made between the 2023 data and previous years' data. The implementation of FAST K-2 in the 2022-23 school year was the first administration of statewide assessments for students in grades K-2. These assessments include Star Early Literacy Proficiency, Star Reading Proficiency, and Star Math Proficiency.

Collection Analysis

The collection is developed for and influenced by students, their interests, academic needs and alignment to the curriculum. The data below is a snapshot of the collection based on a Titlewise Analysis from July 2023. Purchasing or weeding after that time is not reflected in this data.



Library media resources are curated to include both recently published works and classics that both rightfully impact the average age of the collection.

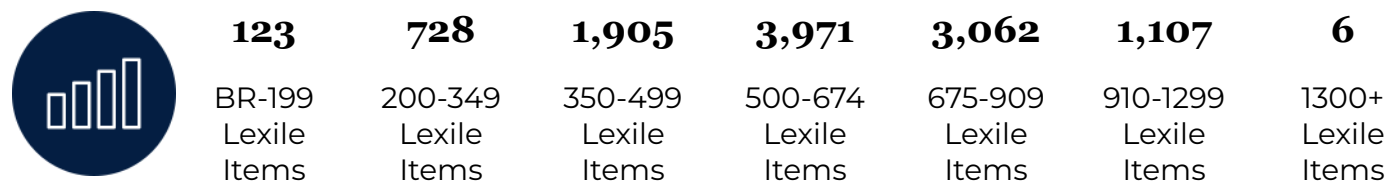


Library media resources should be representative of the school. A commitment to representative literature is reflective of **OCPS values such as equity, inclusion, and respect.**

Social-Emotional Learning (SEL) library media resources can contribute to the **development of character and social-emotional skills**, one of the OCPS's key performance indicators.



Library media resources are distributed across the **Lexile reading level ranges** noted below.



Collection Analysis by Category

The information collected in this section provides a detailed look at the current library collection by classification and genre. The information was gathered from Follett Destiny, the library management system, and Titlewave, the vendor's ordering and analysis tool.

Section	# of Titles	Average Age
Computer Science, Information & General Works	181	2017
Philosophy & Psychology	124	2016
Religion	104	2014
Social Sciences	988	2014
Language	303	2011
Science	1,734	2014
Technology	852	2015
Arts & Recreation	467	2016
Literature	192	2010
History & Geography	905	2015
Biography	640	2014
Easy	2,651	2012
General Fiction	4,296	2015
Graphic Novels	890	2016

Notes

- The average age of the literature section is 2010, which needs to be updated.
- The biography section can be updated with more currently notable people.
- The average age of the language section is 2011, which needs to be updated.
- The average age of the science technology sections are 2014 and 2015, which is outdated for those subject areas and needs to be updated.

Representation Analysis

Enrollment & Demographic Data					
1082 2023-24 Student Enrollment as of September 7, 2023	Subgroups		Federal Ethnicity		
	14% ELL	13% ESE	33% Hispanic	67% Non-Hispanic	
Federal Race Category					
80% White	10% Black	0% Native	2% Asian	1% Pacific	6% Multicultural

To deepen focus on strategic collection development, specific sections of the collection were analyzed in detail to determine whether the media center collection reflects and represents various points of view and experiences. The goal is to provide a balanced collection that can be both a mirror, to reflect a reader's experience, and a window, so readers can experience different viewpoints.

Results

Based on the available school data of Pershing K8 in comparison to Collection Analysis results, it was found that:

Student Representation	% of Students	Total # of Titles	Total % of Titles	Avg. Age of Titles
Hispanic	33%	177	1.2%	2016
Black	10%	498	3%	2016
Asian	2%	113	0.7%	2017

Strategic Focus

This page lists the priorities for selection and weeding for each school year and includes the action, updates, and outcomes. This is subject to change due to funding and time constraints.

School Year	Strategic Focus
2023-2024	Selection Priorities <ul style="list-style-type: none">● High Demand Topics, Titles, and Series● Titles about Hispanic and Black characters and/or by diverse authors● Updated Technical and Science titles● Books in students' native languages
	Weeding Priorities <ul style="list-style-type: none">● Damaged/old appearing books in all sections● Outdated history and geography books● Uncirculated titles in the last five years● Biography section
2024-2025	Selection Priorities <ul style="list-style-type: none">● Next year's Sunshine State Your Readers Award titles● High Demand Topics, Titles, and Series● Easy titles for emergent readers (less than 200 Lexile)● New releases of fiction titles for all levels
	Weeding Priorities <ul style="list-style-type: none">● Duplicates of previous year's SSYRA title● Damaged/old appearing books in all sections● Uncirculated titles in the last few years

Budget and Purchasing Plan

This page outlines the current budget available and specifically lists the priorities for this school year (2023-2024).

Annual Budget 2023-2024

State Funds	
<i>Source</i>	<i>Amount</i>
State (1001111000)	\$14,659.55
Internal Accounts	
<i>Source</i>	<i>Amount</i>
Book Fair Profits	\$5,069.02
Scholastic Bucks	\$1,475.66
Library Fines	\$942.71
Grants or Donations	
TOTAL	\$22,146.94

Purchasing Plan 2023-2024





Approximate Purchasing Plan	
<i>Purpose</i>	<i>Amount</i>
Book Priorities as mentioned above	\$7,000
SSYRA Tags and celebration supplies	\$3,000
Next year's SSYRA books	\$6,000
Author visits	\$1,000
TOTAL	\$17,000

Year-to-Year Collection Change

The information below represents the year-to-year change within the library media center collection from the 2022-23 to 2023-24 school year. The 2022-23 data is based on a collection analysis from June 2022, while the 2023-24 is based on a collection analysis from July 2023.

Data Reflection

- More books were ordered in the 2022-23 school year but were added after July/end of school year.
- More books should be added to meet the 15-20 items per student recommended ratio.

2022-23 Purchased and Weeded Materials			
Materials Added to the Collection	176	Materials Weeded from the Collection	265
Category	2022-23	2023-24	
 Items in the Collection	13991	14701	
 Items per Student	13	14	
 Average Age of Collection	2014	2014	
 Representative Titles in the Collection	31%	32%	


OCPS Pershing K8 Collection Development Plan 2023-2024

Final Audit Report

2023-10-13

Created:	2023-10-13
By:	Melissa Horning (melissa.horning@ocps.net)
Status:	Signed
Transaction ID:	CBJCHBCAABAAhIZ0xEmRzMwAjp0r-u4K63blOxMAFKVo

"OCPS Pershing K8 Collection Development Plan 2023-2024" History

-  Document created by Melissa Horning (melissa.horning@ocps.net)
2023-10-13 - 3:08:34 PM GMT- IP address: 168.184.84.28
-  Document e-signed by Melissa Horning (melissa.horning@ocps.net)
Signature Date: 2023-10-13 - 3:12:05 PM GMT - Time Source: server- IP address: 168.184.84.28
-  Document emailed to Sanjay Brown (sanjay.brown@ocps.net) for signature
2023-10-13 - 3:12:07 PM GMT
-  Email viewed by Sanjay Brown (sanjay.brown@ocps.net)
2023-10-13 - 3:57:23 PM GMT- IP address: 168.184.84.84
-  Document e-signed by Sanjay Brown (sanjay.brown@ocps.net)
Signature Date: 2023-10-13 - 3:58:58 PM GMT - Time Source: server- IP address: 168.184.84.84
-  Agreement completed.
2023-10-13 - 3:58:58 PM GMT